

BCS Connect

What is BCSCConnect?

BCSCConnect is an online web portal. It's designed to allow you access to your building's confidential strata information at any time and from anywhere. Resident owners, investment owners and committee members can benefit from immediate, secure and easy access to information specific to their property. This information is kept current and regularly updated.

The Features of BCSCConnect:

Once registered, you are able to access to your strata:

- Plan information
- Plan documents that include Financials, Minutes Book, Maintenance, Insurance etc.
- Levy information for your lot
- Levy payments – secure online payment
- Creditor invoices
- Online Invoice Approval
- Repair and Maintenance
- Insurance
- User details update

Benefits using BCSCConnect:

- 24/7 access to your strata information
- Stay informed about your property from anywhere
- Security of information
- Provides clarity and transparency of your strata plan
- Secure online invoice approval and payment options



FAQ

Q. Who has access to BCSCConnect?

A. Only lot owners who have registered for the service to obtain their unique username and password.

Q. What is the validation process for secure access?

A. Each owner requesting access will be asked to provide unique information to ensure the validation process is secure and only lot owners obtain access to our systems.

Q. How secure is my online strata information?

A. BCS has put in place stringent measures to ensure owners' information is safe and only can be accessed by the authorized person. The registration process is via the secure BCS website and the owners' information submitted is held securely under privacy laws.

Contact us on:

bcscconnect@bcssm.com.au

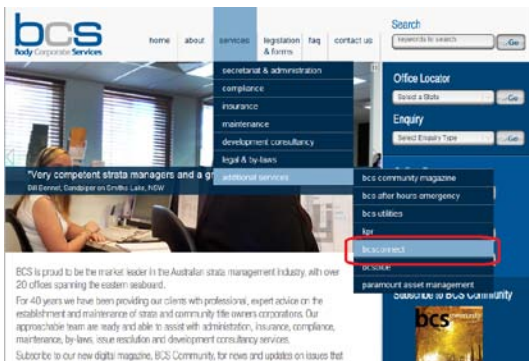
www.bcssm.com.au

How to register & access BCSConnect?

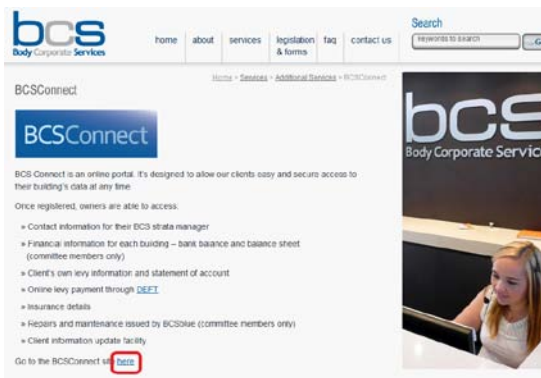
To access BCSConnect you must first register for the service.

1. To register have your levy notice handy and visit www.bcsm.com.au

Click on the 'Services Tab' at the top of the website and then 'Additional Services', followed by the 'BCSConnect' tab.



2. Once the BCSConnect page opens up, click on the link which says "Go to the BCS site here"



3. The BCSConnect page will come up and you simply click on First Time Users.



Contact Us:

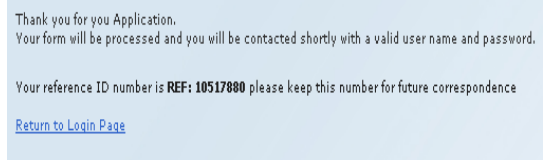
bcsmconnect@bcsm.com.au

www.bcsm.com.au

4. Fill in the necessary details. Then click Submit.



5. On submission you will receive an acknowledgement email.



6. Once the details are confirmed by the BCSConnect administration team you will receive an email with your user ID and Password within two working days.

7. You can then securely log onto BCSConnect at any time from the BCS home page www.bcsm.com.au

